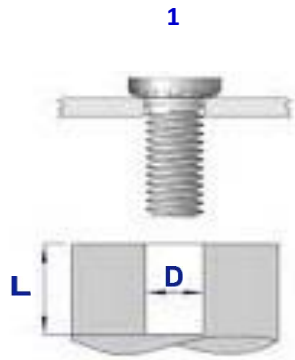
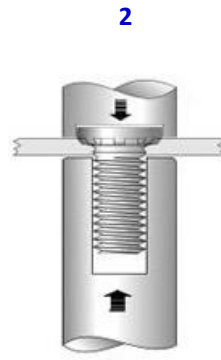


Self Clinch High Strength Stud Installation Guide

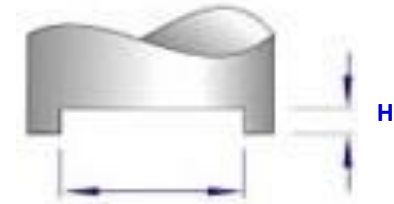


L = Length Of Stud + 3.2mm

Punch Or Drill Suitable Hole
Diameter And Seat The Stud
Squarely In The Mating Hole
(DO NOT Deburr The Hole)



Press Stud Into Sheet / Panel
Until The Castellations On
The Head Are Burried Into The
Sheet / Panel
Studs Are Not Intenede To Be
Installed Flush



Head Diameter Of Stud
(See Table)

H - Dimension

M5	0.94 - 0.96mm
M6	1.14 - 1.16mm
M8	1.62 - 1.64mm
M10	2.10 - 2.12mm

		Pocket Diameter Required In The Punch (Head Diameter Of Stud + 0.5mm)
Thread	D + 0.08	
M5	5.03	7.55 - 8.05
M5	6.03	9.15 - 9.65
M8	8.03	12.25 - 12.75
M10	10.03	15.45 - 15.95